



Fund Update

For the quarter ended 31 March 2018

- Russell Investment Funds
- Russell Investments NZ Fixed Interest Fund

This fund update was first made publicly available on: 30 April 2018

What is the purpose of this update?

This document tells you how the Russell Investments NZ Fixed Interest Fund has performed and what fees were charged. The document will help you to compare the fund with other funds. Implemented Investment Solutions Limited prepared this update in accordance with the Financial Markets Conduct Act 2013. This information is not audited and may be updated.

Description of this fund


Objective: to provide a total return, before costs and tax, higher than a composite comprising 75% of the S&P/NZX NZ Government Stock Index and 25% of the S&P/NZX A Grade Corporate Bond Index over the long term (3 years plus).

Strategy: the underlying investment exposure is typically comprised of government fixed income securities, bank bills and cash equivalents, and securities issued by local authorities, semi-government organisations, and corporations, as well as to mortgage-backed and asset backed securities. The underlying investment portfolio may from time to time be exposed to low grade or unrated debt securities to a limited extent, and derivatives. The fund also has the ability to invest in the Australian fixed income market either through Australian dollar denominated debt securities or derivative instruments. Australian dollar currency exposure is largely hedged back to the New Zealand dollar.

Total value of the fund	\$NZ 57,377,381
The date the fund started	15 February 2013

What are the risks of investing?

Risk indicator for the Russell Investments NZ Fixed Interest Fund.



The risk indicator is rated from 1 (low) to 7 (high). The rating reflects how much the value of the fund's assets goes up and down. A higher risk generally means higher potential return over time, but more ups and downs along the way.

To help you clarify your own attitude to risk, you can seek financial advice or work out your risk profile at www.sorted.org.nz.

Note that even the lowest category does not mean a risk-free investment, and there are other risks that are not captured by this rating.

This risk indicator is not a guarantee of a fund's future performance. The risk indicator is based on returns data for the 5 years to 31 March 2018. While risk indicators are usually relatively stable, they do shift from time to time. The risk indicator will continue to be updated in future fund updates.

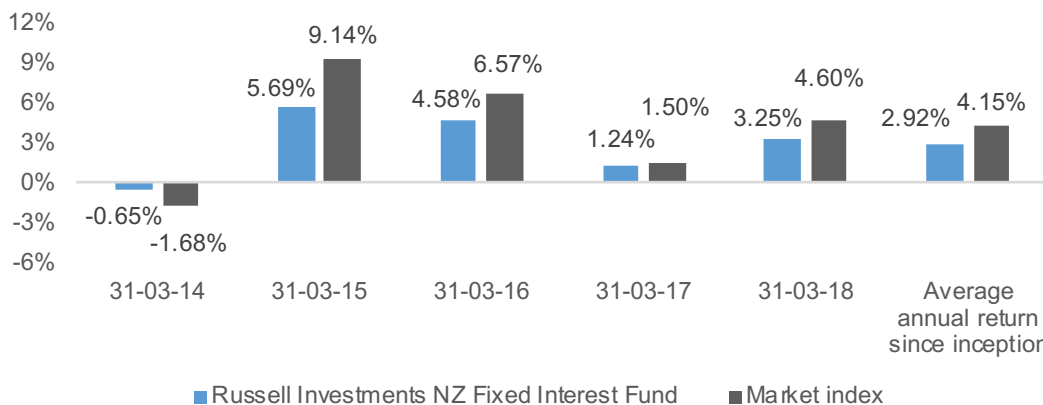
See the product disclosure statement (PDS) for more information about the risks associated with investing in this fund.

How has the fund performed? ¹

	<u>Average over past 5 years</u>	<u>Past year</u>
Annual return (after deductions for charges and tax)	2.80%	3.25%
Annual return (after deductions for charges but before tax)	3.92%	4.54%
Market index annual return (reflects no deduction for charges and tax)	3.96%	4.60%

The market index return is a composite comprising 75% of the S&P/NZX NZ Government Stock Index and 25% of the S&P/NZX A Grade Corporate Bond Index. Additional information about the market index is available on the offer register at www.companiesoffice.govt.nz/disclose.

Annual Return Graph ²



This shows the return after fund charges and tax for each year ending 31 March since the fund started. The last bar shows the average annual return since the fund started, up to 31 March 2018.

Important: This does not tell you how the fund will perform in the future.

Returns in this update are after tax at the highest prescribed investor rate (PIR) of tax for an individual New Zealand resident. Your tax may be lower.

What fees are investors charged?

Investors in the Russell Investments NZ Fixed Interest Fund are charged fund charges. In the year to 31 March 2017 these were:

	% of net asset value
Total fund charges	0.73%
Which are made up of -	
Total management and administration charges	0.73%
Including -	
Manager's basic fee (including GST)	0.61%
Other management and administration charges (including GST)	0.12%

Investors may also be charged individual action fees for specific actions or decisions (for example, for withdrawing from or switching funds). See the PDS for the Russell Investment Funds on the offer register at www.companiesoffice.govt.nz/disclose for more information about those fees.

Example of how this applies to an investor

Small differences in fees and charges can have a big impact on your investment over the long term.

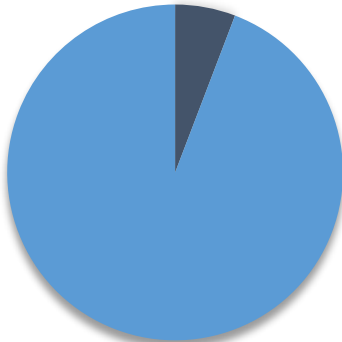
Anthony had \$10,000 in the fund at the start of the year and did not make any further contributions. At the end of the year, Anthony received a return after fund charges were deducted of \$454 (that is 4.54% of his initial \$10,000). This gives Anthony a total return after tax of \$325 for the year.

What does the fund invest in?

This shows the types of assets that the fund invests in.

Actual investment mix


■ Cash and cash equivalents 5.81%



■ New Zealand fixed interest 94.19%

Target investment mix

New Zealand fixed interest 100%



Top 10 investments

	Name	% of Fund net assets	Type	Country	Credit Rating (if applicable)
1	NZ Government Bond (15/03/2019 maturity)	9.39%	New Zealand fixed interest	NZ	AA+
2	NZ Government Bond (15/04/2027 maturity)	7.33%	New Zealand fixed interest	NZ	AA+
3	NZ Government Bond (15/04/2020 maturity)	6.29%	New Zealand fixed interest	NZ	AA+
4	NZ Government Bond (15/05/2021 maturity)	6.21%	New Zealand fixed interest	NZ	AA+
5	NZ Government Bond (15/04/2025 maturity)	4.70%	New Zealand fixed interest	NZ	AA+
6	NZ Local Government Funding Agency (15/04/2025 maturity)	3.30%	New Zealand fixed interest	NZ	AA+
7	NZ Government Bond (15/04/2023 maturity)	2.96%	New Zealand fixed interest	NZ	AA+
8	NZ Govt. Inflation Index Bond (20/09/25 maturity)	2.58%	New Zealand fixed interest	NZ	AA+
9	NZ Government Bond (14/04/2033 maturity)	2.39%	New Zealand fixed interest	NZ	AA+
10	NZ Local Government Funding Agency (14/04/2033 maturity)	1.88%	New Zealand fixed interest	NZ	AA+

The top 10 investments make up 47.03% of the net asset value of the fund.

Key personnel

This shows the directors and employees who have the most influence on the investment decisions of the fund.

Name	Current position	Time in current position	Previous or other current position	Time in previous or other current position
Anthony Edmonds	Managing Director, Implemented Investment Solutions Limited	7 years 5 months	Financial Services Consultant	1 years 2 months
Clive Smith	Senior Portfolio Manager Australasia, Russell Investments	14 years 9 months	Portfolio Manager, Tower (Australia)	8 years 3 months
Christian Hawkesby	Director, Head of Fixed Interest, Harbour Asset Management	7 years 4 months	Head of Market Intelligence, Bank of England	9 years 2 months
Mark Brown	Director, Fixed Interest Portfolio Manager, Harbour Asset Management	7 years 4 months	Portfolio Manager, AllianceBernstein (NZ)	9 years 0 months

Further information

You can also obtain this information, the PDS for the Russell Investment Funds, and some additional information from the offer register at www.companiesoffice.govt.nz/disclose.

Notes

- ¹ These returns are for periods to 31 March 2018.
- ² The bar chart shows fund returns after deducting fees and tax. Tax is deducted at the highest Prescribed Investor Rate of 28%. However, the market index returns are shown before deducting fees and tax.